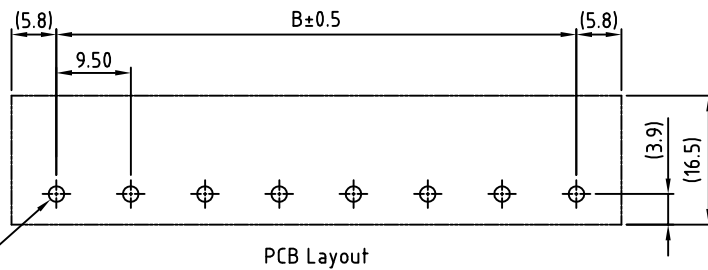
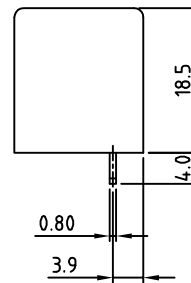
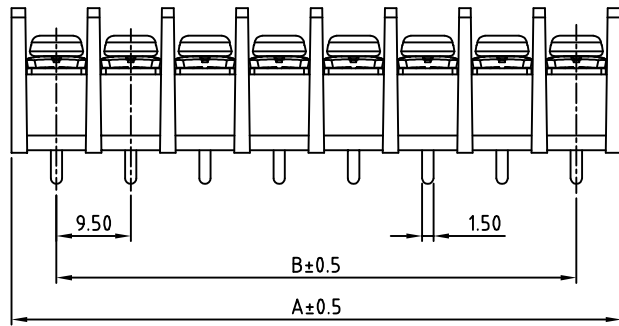
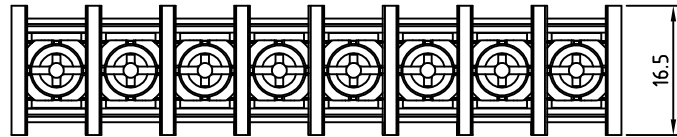


SIGN	DATE	DESCRIPTION	APPROVER
<i>THIS IS CAD DRAWING, DO NOT REVISE MANUALLY!!!</i>			



**SPECIFICATIONS**

VOLTAGE & CURRENT: 300 V, 25 A  
 WITHSTANDING VOLTAGE: AC 2000 V/Min  
 INSULATION RESISTANCE: 1000 MΩ OR MORE AT DC 500 V  
 TEMPERATURE RANGE: -40 °C ~ +105 °C  
 SCREW TORQUE VALUE: 8.8 Lb-in.  
 WIRE RANGE: 22 - 12 AWG  
 1) MOLDED PARTS: POLYIMIDE 66, UL 94 V-0 BLACK  
 2) TERMINAL: BRASS, 0.8t, Tin PLATED  
 3) TERMINAL SCREWS: STEEL, Ni PLATED, M3.5

APPROVAL:   
 RoHS Compliant

PART NUMBER:

**OSTYK514XX030**

No. of Poles  
 02: 2 Poles  
 03: 3 Poles  
 04: 4 Poles  
 ⋮  
 30: 30 Poles

THESE DRAWINGS AND SPECIFICATIONS ARE THE PROPERTY OF ON-SHORE TECHNOLOGY, INC. AND SHALL NOT BE REPRODUCED, COPIED OR USED IN ANY MANNER WITHOUT THE PRIOR WRITTEN CONSENT OF ON-SHORE TECHNOLOGY, INC.

Pole	2	3	4	5	6	7	8	9	10	11	12	13	14	15	
A	21.00	30.50	40.00	49.50	59.00	68.50	78.00	87.50	97.00	106.60	116.00	125.50	135.00	144.50	
B	9.50	19.00	28.50	38.00	47.50	57.00	66.50	76.00	85.50	95.00	104.50	114.00	123.50	133.00	
Pole	16	17	18	19	20	21	22	23	24	25	26	27	28	29	30
A	154.00	164.50	173.00	182.50	192.00	201.50	211.00	220.50	230.00	240.50	249.00	259.50	268.00	277.50	287.00
B	142.50	152.00	161.50	171.00	180.50	190.00	199.50	209.00	218.50	228.00	237.50	247.00	256.50	266.00	275.50



TITLE		OSTYK-514 W/O Flange Series			
PART NO.	OSTYK514XX030		DWG NO.	OSTYK514XX030.DWG	
APPROVED	CHECKED	DESIGNED	DRAWN	CUST NO.	Tolerance
Shi Jun 2006.11.07	Seamus 2006.11.06	Tony 2006.02.04	Tony 2006.02.04		X. ±0.50 X.X ±0.30 X.XX ±0.10 X° ±1°
SHEET: 01/01				UNIT: mm	SCALE: 1:1
				REV: C	